

EMS Spare Parts Catalog

2024

Air-Lec is the exclusive distributor for EMS Doors and Parts in the USA. Please contact us at at info@air-lec.com or call us at 608-244-4754 for any questions or quotes required.
www.air-lec.com/ems-doors

ems - Insulated Doors

The perfect solution for high demands in insulation, functionality and durability.

Every company in which efficient insulation plays an essential role in ensuring a smooth production sequence is aware of the importance of the right insulated doors. In addition to thermal features required, the door must also provide excellent functionality and long service life, must be user-friendly and ensure operational safety, and be of use in both the Food and Non-Food sector.

We are aware of these high demands which motivate us to continuous improvement. Since 1970 the engineers of the ems engineering have developed isolated doors for freezer, cold, service and clean rooms. Our customers' demands have grown continuously, and our services have improved accordingly.

Inventiveness, willingness to innovate and flexibility have made the company what it is today: one of the leading manufacturers of insulation doors on the European market. All current standard formats are produced at our plant in Pansdorf (Ostholstein), which are applied worldwide, as well as special constructions for special building projects.

Experience and know-how gained from special constructional designs flow directly into the work of our Development Department, ensuring that ems insulated doors can always meet current demands of the market.

Spare parts catalog 2023 / 2024

ems Hinged Door Standard Locks	3-4
ems Hinged Door Adapter Plates	5-6
ems Hinged Door Special Locks	7-8
ems Hinged Door Sets/Locks	9-10
ems Hinged Door Hinges	11-12
ems Repair Plates/Reinforcement	13-14
ems Sealing Profiles	15-16
ems Heating Cover/Heating	17-18
ems Sliding Door Lock Lever 2013	19-20
ems Sliding Door Lock Lever 2000	21-22
ems Sliding Door Suspension Manual/Auto	23-24
ems Sliding Door Bottom Guide/Swing Door	25-26
ems Sliding Door Automatic Accessories	27-28

Door handle with key lock KTM80mm // GTM 120-160mm

KTM Door handle complete DIN Left / Right
4000001827

GTM Door handle complete DIN Left / Right
4000001812

GTM Door handle complete DIN Left / Right
4000001818 (TS 160mm)

Locking wedge GTM
4000002523

Locking wedge KTM
4000002522

Reverse closure DT KTM TS 80mm // GTM 120-160mm

Reverse closure DIN Right 4000001796

Reverse closure DIN Left 4000001792

Locking wedge reverse closure

DIN Right 40000002515

DIN Left 4000002514

Multipoint locking KTM TS 80mm // GTM TS 120-160mm

KTM Multipoint locking
DIN Right 4000001830

KTM Multipoint locking
DIN Left 4000001831

GTM Multipoint locking
DIN Right 4000001817

GTM Multipoint locking
DIN Left 4000001819

Single closer green

DIN Left 4000002518

DIN Right 4000002519

Single closer steel

DIN Left 4000002520

DIN Right 4000002521

Adapter plates for the EMS-Press-2012 locking mechanism

Assembly recommendation

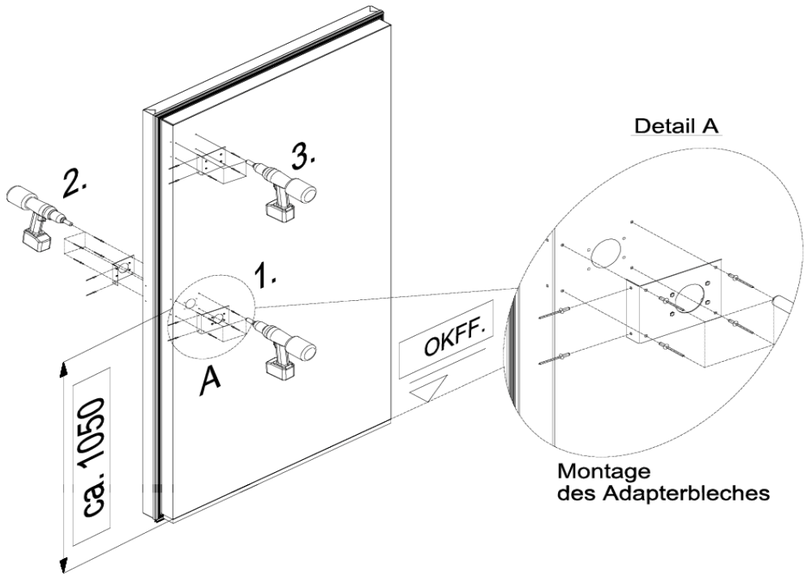

→ Disassemble the old swing door latch
→ Fill the holes of the old swing door latch with construction or assembly foam
→ On the inside of the door, mark the hole pattern of the new closure using the enclosed paper template (at a height of approx. 1.05 m measured from the OKFF to the center of the larger hole)
→ Pre-drill door leaf (drilling depth approx. 20-25mm) and rivet with adapter plate (1)
→ Apply sealing (e.g., primer + cold-resistant silicone) all around the adapter plate
→ The installation of the adapter plate on the outside of the door is done in the same way as the installation on the inside of the door (2)
→ If necessary, the installation of the adapter plate for the multi-point locking system is carried out in the same way as the installation on the inside of the door (3)
→ Please follow the installation instructions provided in the accompanying installation manual to mount the door latch

NOTE

Immediately after completion of the installation work, all protective installation films must be removed.

Adapter plates for the EMS-Press-2012

4000002570



Adapter plates are required for older lever versions!

ems Compact lock

Compact inner lever

4000001273

Compact lock

4000001274

Compact locking wedge

400002782

ems Espagnolette lock

Espagnolette lock 4000001295

Espagnolette bar 4000001145

Important to determine the length of the shoot bolt we need the clear height of the door!

ems „ lock with worm gear“

Handle set Polished

4000001851

„lock with worm gear“

DIN Left 4000001863

DIN Right 4000001862

Short shield gray

4000001789

Polished long shield

4000001754

ems Overhead door closer

OTS TS-61 hinge side silver 4000001837

OTS TS-61 hinge side white 4000001838

OTS TS -61G silver 4000001907

OTS TS-61G white 4000001839

Mortise lock PZ solid nut 8mm Backset 55mm

DIN Left 4000001857

DIN Right 4000001856



Panic lock shared Nut 9mm Backset 65mm

DIN Left 4000001848

DIN Right 4000001847

Panic lock (Knob fixed PZ fixed Nut 9mm Backset 55mm

DIN Left 4000001843

DIN Right 4000001842

Panic lock shared Nut 9mm Backset 55mm

DIN Left 4000001873

DIN Right 4000001874

Stainless steel VDS set with 125mm square pin

4000001854

Stainless steel VDS set with 125mm square pin

4000001871

Profile cylinder BT 40 27/32mm

4000001959

Profile cylinder BTM 30/70mm

4000001965

Special locks, sets and profile cylinders on request!

Stainless steel hinges

Hinge top KTM TS 80mm

Left 4000001923 / Right 4000001927

Hinge below KTM TS 80mm

Left 4000001925 / Right 4000001929

Hinge top GTM TS 120mm

Left 4000001922 / Right 4000001926

Hinge below GTM TS 120mm

Left 40000001924 / Right 4000001928

Stainless steel hinges execution heavy

Hinge execution heavy top GTM

Left 4000001758 / Right 4000001760

Hinge execution heavy below GTM

Left 4000001759 / Right 4000001761

Edge hinges

Edge hinges 2-piece DIN Left 4000002095

Edge hinges 2-piece DIN Right4000002004

Edge hinges 2-piece DIN Left 4000001769

Edge hinges 2-piece DIN Right 4000001772

ems Hatch hinge

4000001762

BT 40 Hinge

4000002003



Old Hinges

DIN Left 4000001768

Din Right 4000001767



Repair Plates / Reinforcement Stainless Steel Hinge

KTM TS 80mm // GTM TS 120mm Frame top

KTM 1 Hinge 4000002643
GTM 1 Hinge 4000002643

KTM 2 Hinge 4000002644
GTM 2 Hinge 4000002644

KTM TS 80mm // GTM TS 120mm Doorleaf top

KTM 1 Hinge 4000002637
GTM 1 Hinge 4000002640

KTM 2 Hinge 4000002638
GTM 2 Hinge 4000002641

KTM TS 80mm // GTM TS 120mm Frame below

KTM 1 Hinge 4000002645
GTM 1 Hinge 4000002645

KTM TS 80mm // GTM TS 120mm Doorleaf below

KTM 1 Hinge 4000002639
GTM 1 Hinge 4000002642

Repair Plates / Reinforcement Edge Hinge

Rep. plate / Conversion kit edge hinge 2-pieces leaf KTM/BTM
4000002691

Rep. plate / Conversion kit edge hinge 2-pieces leaf GTM
4000002693

Rep. plate / Conversion kit edge hinge 2-pieces frame KTM/BTM/ GTM
40000002692

TPE Side seal BTM / KTM / GTM 4000001679

TPE Floorseal BTM / KTM / GTM 4000002410

Sliding door side seal 4000001656



Sliding door floor seal GSL / GS 4000001653

Sliding door floor seal KSL 4000001666

Hinged door side seal old execution 4000001676

Hinged door floor seal old execution 4000001669

Sliding door side seal old execution 4000001655

Mounting profiles for floorseal

Mounting profile KSL floorseal 4000001509

Mounting profile floorseal (1653)
Alu-Flatprofil 25x3mm for GSL / GS
4000002577

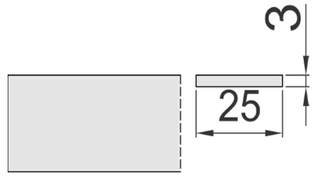

Mounting profile floorseal (1669)
Alu-flatprofil 15x3mm for HD old execution
4000002614

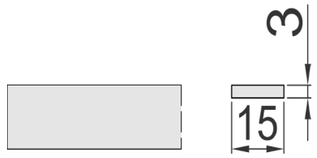

Sicomet Superglue (without primer usable) 400001468

Primer 4000001473 (for Jowat glue)
Jowat glue 4000001469 (without pic.)

Miter shears 4000001043

Heating cover sliding door 4000001508

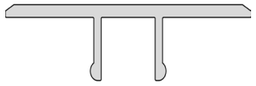

Heating cover hinged door 4000001505

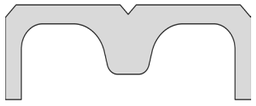

Threeshold profile 4000001507

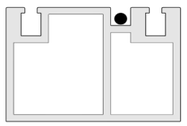

Threeshold cover 4000001506



Heated pressure valve 4000000228



Hinged door with threeshold or 4-side frame



Formula:

2 x clear width
+
2 x clear height
+
100mm

plus 2 Pieces
coldending a 500mm

Hinged door without threeshold



Formula:

1 x clear width

2 x clear height
+
600mm
+
1 cold end 1 x clear height
+ 300mm
+
1 cold end 1 x clear height
and 1 x clear width +300mm

Heating cable 300mm folded

Sliding door with threshold or all-around



Formula:

2 x clear width
+
2 x clear height
+
300mm
+
2 Stck. cold ends a
500mm

Sliding door without threshold



Formula:

1 x clear width
+
2 x clear height
+
1000mm
+
1 cold end 1 x clear height
+
1 cold end 1 x clear height
and 1 x clear width

Heating cable 500mm folded

Red= Heater

Blue = Connection line

Important! We customize your heaters according to measurements!
When making inquiries, please make sure that you provide us with the clear dimension of the door specify.

KSL -80 2013 Outer lever

DIN Left outer lever complete 4000001911

DIN Right outer lever complete 4000001912

GSL -120 2013 Outer lever

DIN Left outer lever complete 4000001911

DIN Right outer lever complete 4000001912

KSL -80 2013 Inner lever

DIN Left inner lever 4000001913

DIN Right inner lever 4000001916

GSL -120 2013 Inner lever

DIN Left inner lever 4000001914

DIN Right inner lever 4000001918



Internal bushing KSL / GSL

KSL 4000001743

GSL 4000001750

Lever 2013 impression piece

Impression piece DIN Left 4000001723

Impression piece DIN Right 4000001724



Bolt lock sliding door

Bolt lock door thickness 80mm 4000001713

Bolt lock door thickness 120mm 4000001714

Bolt lock TS 80mm Automatic 4000001715

Bolt lock TS 120mm Automatic 4000001716

Special levers on request.

Cover for trolley

DIN Left 4000001116

DIN Right 4000001115

Trolley fitting

DIN Left 4000001979

DIN Right 4000001978

Angle joint

4000001990

Drawbar

4000001142

ems Outer impression lever 2000

GS 140 with PZ DIN Left 4000002353

GS 140 with PZ DIN Right 4000002354

ems Outer impression lever 2000

GS 140 DIN Left / Right 4000001977

KS 100 DIN Left / Right 4000001966

Important: To determine the length of the drawbar, we need the clear height of the door.

Roller with bearing
4000001101

Adjusting ring for centering the roller
4000001095

Roll holder
DIN Left 4000001096
DIN Right 4000001097

Compensation plate sliding door
4000001087

Stopper sliding door current

DIN Left 4000002370
DIN Right 4000002371

Stopper old version
4000002863

Timing belt
4000001601

Clamp for timing belt
Clamp with bore 4000001306
Clamp with thread 4000001307

Timing belt tensioning device

DIN Left 4000002375
DIN Right 4000002376

Timing belt driver
4000001921

Timing belt driving screw
4000001111

End caps running rail
4000001100

Footplate repair kit 1 rollers

DIN Left Right 4000002313

DIN Right Left 4000002314

Footplate repair kit 2 rollers

DIN Left Right 4000002312

DIN Right Left 4000002315

Guide rail sliding door

DIN Left 4000002869

DIN Right 4000002870

Roller Single with eccentric and screw

4000002666



Swing door hinge

4000002097

Magnet for reed switch

4000001488

Holder for magnetic switch

4000001522

Magnetic switch

4000001908

Swing door compensation plate

4000001524

Finger pinch protection

4000001550

Standard pull switch
4000000572

Heavy duty pull switch
4000000558

Pull cord red for pull switch
4000001285

Pushbutton combination 3-fold
4000000544

Single point pushbutton Open / Close
4000000567

FEIG control
4000000578

Worm geared drive motor standard
4000000579

Motor mount for worm geared drive motor
4000002374

Plug for control 3 pole
4000001616

Socket for control 3 pole
4000000420